

Organization Name

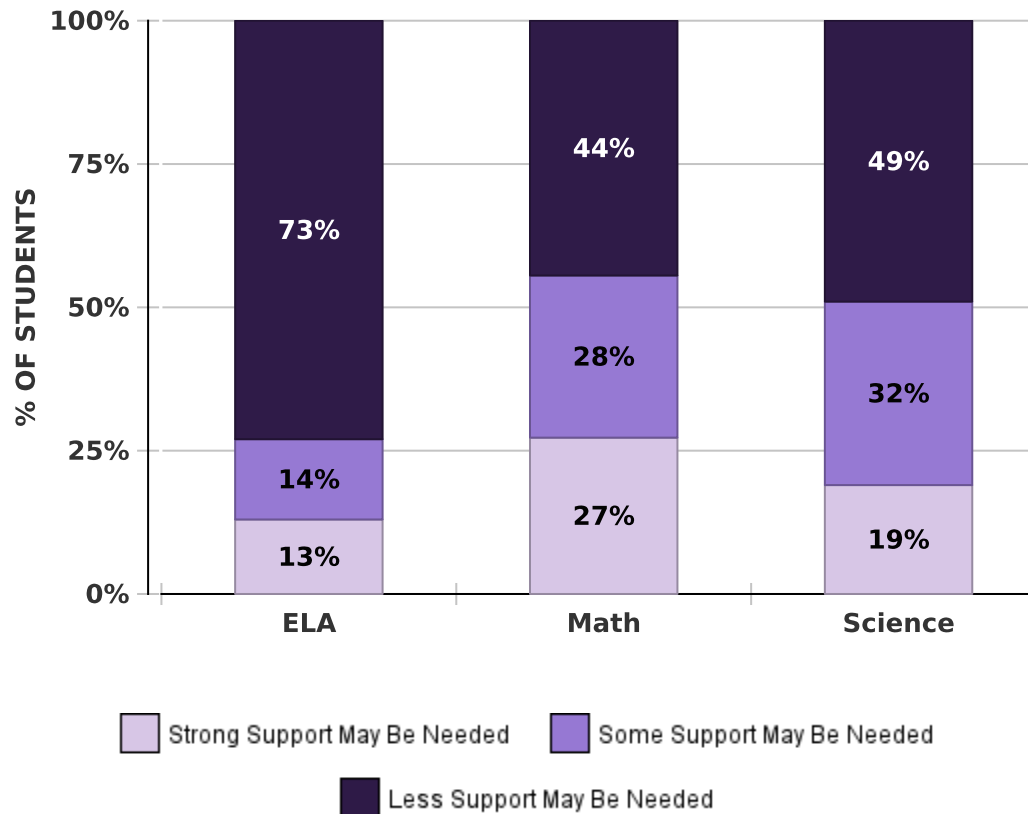
SOMERSET COUNTY
VOCATIONAL AND TECHNICAL
SCHOOL DISTRICT (354810)

Administration

Start Strong Fall 2021

Grade

Grade 4, Grade 5, Grade 6, Grade
7, Grade 8, Grade 9, Grade 10,
Grade 12, Algebra I, Algebra II,
Geometry



Support Level Reports

Subject Support Level by Demographic

Organization Name










SOMERSET COUNTY
VOCATIONAL AND TECHNICAL
SCHOOL DISTRICT (354810)


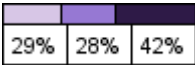
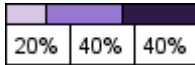

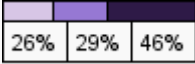
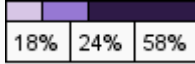


Administration

Start Strong Fall 2021

Grade

Grade 4, Grade 5, Grade 6, Grade
7, Grade 8, Grade 9, Grade 10,
Grade 12, Algebra I, Algebra II,
Geometry

Organization Name	Subject	Strong Support May Be Needed	Some Support May Be Needed	Less Support May Be Needed
SOMERSET COUNTY VOCATIONAL AND TECHNICAL SCHOOL DISTRICT	ELA	19  13%	20  14%	105  73%
SOMERSET COUNTY VOCATIONAL AND TECHNICAL SCHOOL DISTRICT	Math	54  27%	56  28%	88  44%
SOMERSET COUNTY VOCATIONAL AND TECHNICAL SCHOOL DISTRICT	Science	24  19%	40  32%	62  49%

Gender	ELA	Math	Science
Female	 10% 18% 72%	 29% 28% 42%	 20% 40% 40%
Male	 17% 10% 74%	 26% 29% 46%	 18% 24% 58%
Non-Binary/Undesignated	 0% 0% 100%	 0% 0% 100%	No Data

Support Level Reports

Subject Support Level by Demographic

Organization Name

SOMERSET COUNTY
VOCATIONAL AND TECHNICAL
SCHOOL DISTRICT (354810)

Administration

Start Strong Fall 2021

Grade

Grade 4, Grade 5, Grade 6, Grade
7, Grade 8, Grade 9, Grade 10,
Grade 12, Algebra I, Algebra II,
Geometry

Ethnicity	ELA	Math	Science
American Indian / Alaska Native	0% 0% 100%	0% 33% 67%	33% 33% 33%
Asian	2% 6% 92%	9% 4% 87%	7% 18% 75%
Black / African American	17% 0% 83%	43% 14% 43%	20% 80% 0%
Hispanic or Latino	25% 21% 54%	33% 40% 28%	24% 38% 38%
Native Hawaiian / Other Pacific Islander	0% 0% 100%	0% 0% 100%	0% 0% 100%
White	19% 23% 58%	33% 43% 25%	25% 38% 38%
Two or More Races	20% 0% 80%	67% 17% 17%	50% 25% 25%
Students with Disabilities	ELA	Math	Science
IEP	32% 16% 53%	50% 32% 18%	40% 33% 27%

Support Level Reports

Subject Support Level by Demographic

Organization Name

SOMERSET COUNTY
VOCATIONAL AND TECHNICAL
SCHOOL DISTRICT (354810)

Administration

Start Strong Fall 2021

Grade

Grade 4, Grade 5, Grade 6, Grade
7, Grade 8, Grade 9, Grade 10,
Grade 12, Algebra I, Algebra II,
Geometry

Students with Disabilities	ELA	Math	Science									
504	<table border="1"> <tr> <td>0%</td> <td>0%</td> <td>100%</td> </tr> </table>	0%	0%	100%	<table border="1"> <tr> <td>25%</td> <td>42%</td> <td>33%</td> </tr> </table>	25%	42%	33%	<table border="1"> <tr> <td>0%</td> <td>44%</td> <td>56%</td> </tr> </table>	0%	44%	56%
0%	0%	100%										
25%	42%	33%										
0%	44%	56%										
English Language Learner	ELA	Math	Science									
No results found.												
Other Demographics	ELA	Math	Science									
Economically Disadvantaged	<table border="1"> <tr> <td>29%</td> <td>29%</td> <td>43%</td> </tr> </table>	29%	29%	43%	<table border="1"> <tr> <td>63%</td> <td>25%</td> <td>13%</td> </tr> </table>	63%	25%	13%	<table border="1"> <tr> <td>57%</td> <td>43%</td> <td>0%</td> </tr> </table>	57%	43%	0%
29%	29%	43%										
63%	25%	13%										
57%	43%	0%										
Non-Economically Disadvantaged	<table border="1"> <tr> <td>12%</td> <td>13%</td> <td>74%</td> </tr> </table>	12%	13%	74%	<table border="1"> <tr> <td>26%</td> <td>28%</td> <td>46%</td> </tr> </table>	26%	28%	46%	<table border="1"> <tr> <td>17%</td> <td>31%</td> <td>52%</td> </tr> </table>	17%	31%	52%
12%	13%	74%										
26%	28%	46%										
17%	31%	52%										